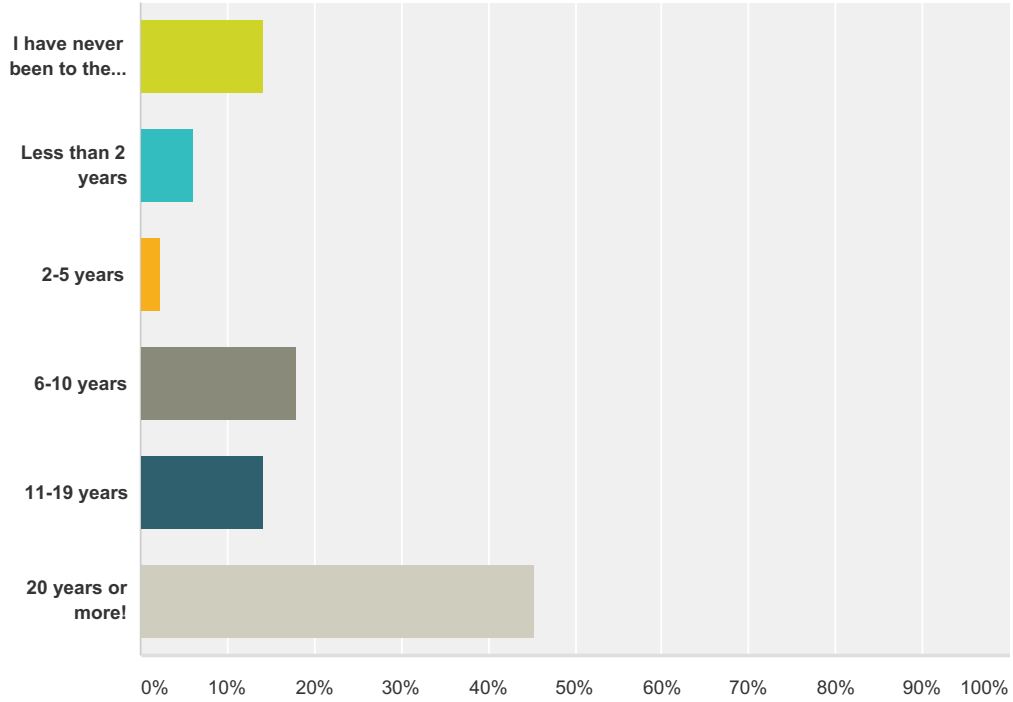


### Q1 How long had you been going to the Milbridge Theatre prior to its recent closure?

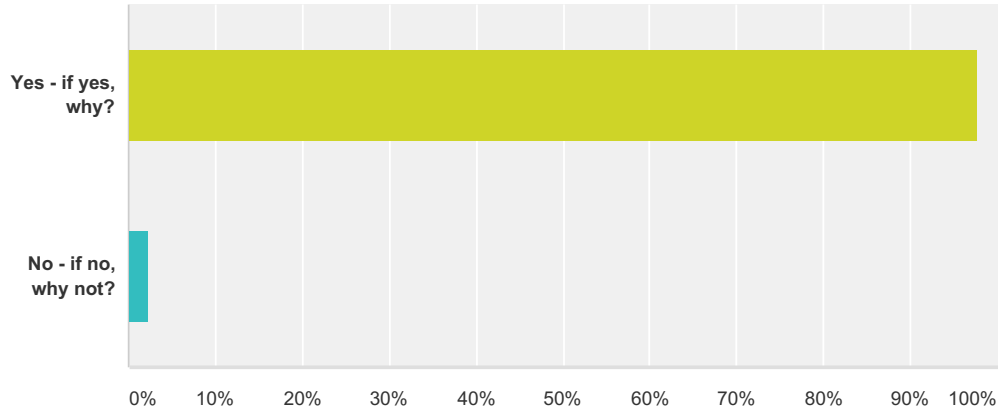
Answered: 84 Skipped: 0



| Answer Choices                             | Responses |
|--|-----------|
| I have never been to the Milbridge Theatre | 14.29% 12 |
| Less than 2 years                          | 5.95% 5   |
| 2-5 years                                  | 2.38% 2   |
| 6-10 years                                 | 17.86% 15 |
| 11-19 years                                | 14.29% 12 |
| 20 years or more!                          | 45.24% 38 |
| <b>Total</b>                               | <b>84</b> |

## Q2 Do you believe that a theater should continue to be part of the Milbridge economy/culture/community?

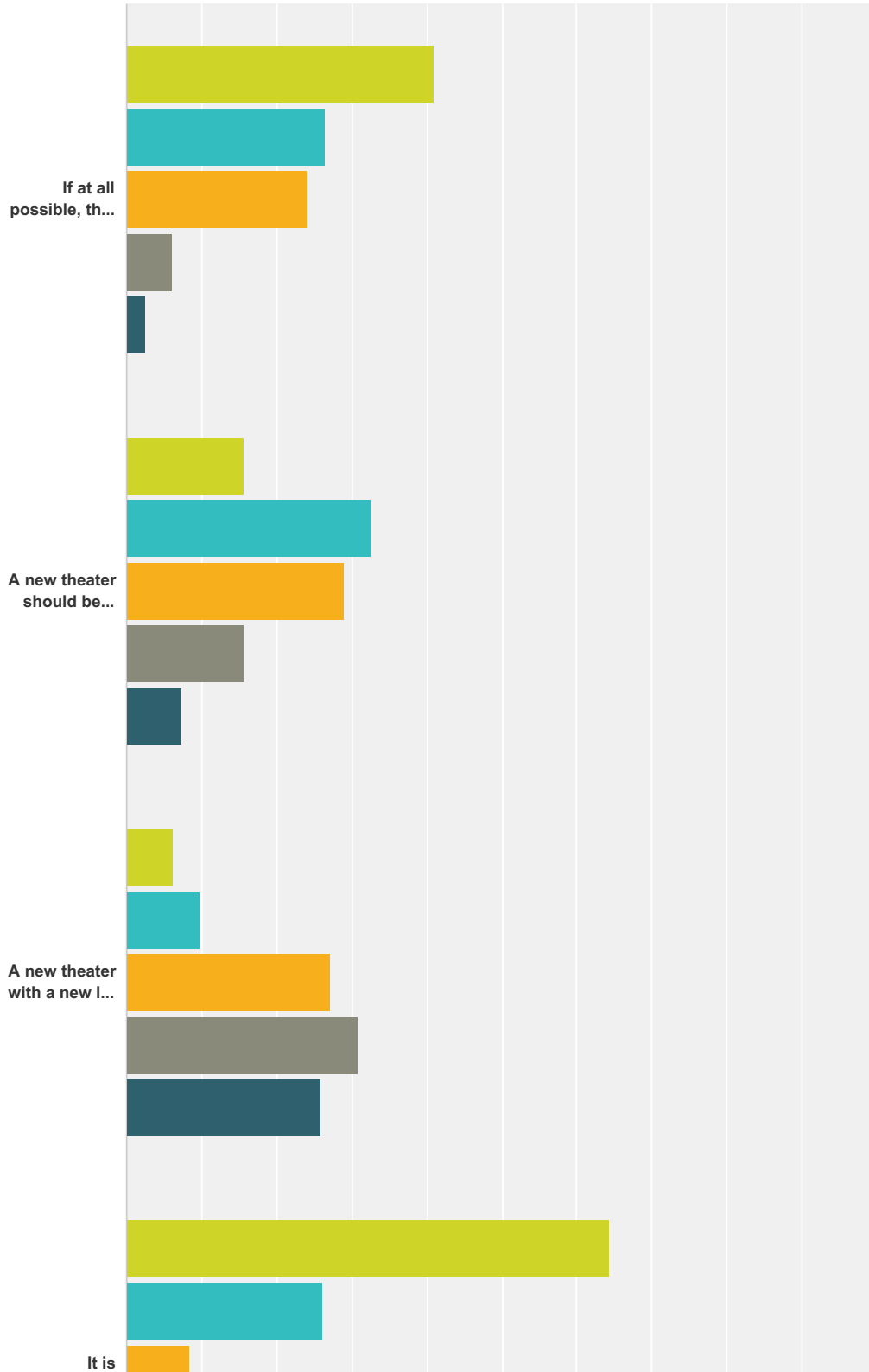
Answered: 84 Skipped: 0



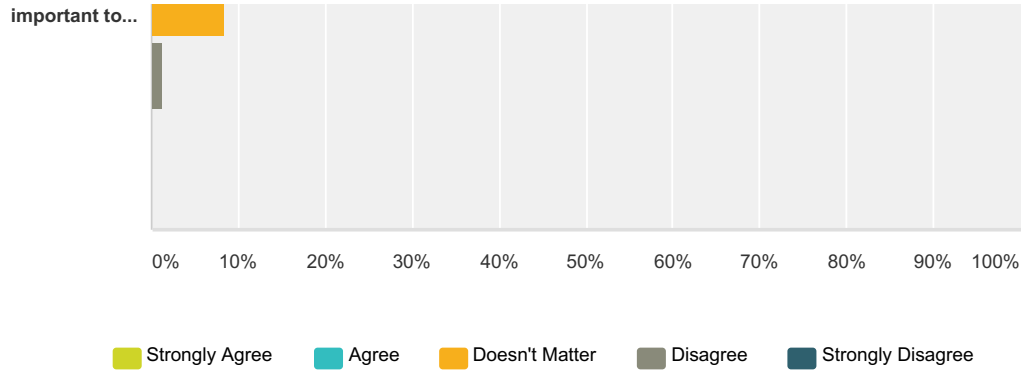
| Answer Choices       | Responses |           |
|----------------------|-----------|-----------|
| Yes - if yes, why?   | 97.62%    | 82        |
| No - if no, why not? | 2.38%     | 2         |
| <b>Total</b>         |           | <b>84</b> |

**Q3 As GATEWAY:MILBRIDGE looks at revitalizing the Milbridge Theatre, how strongly do you agree with the following statements?**

Answered: 84 Skipped: 0



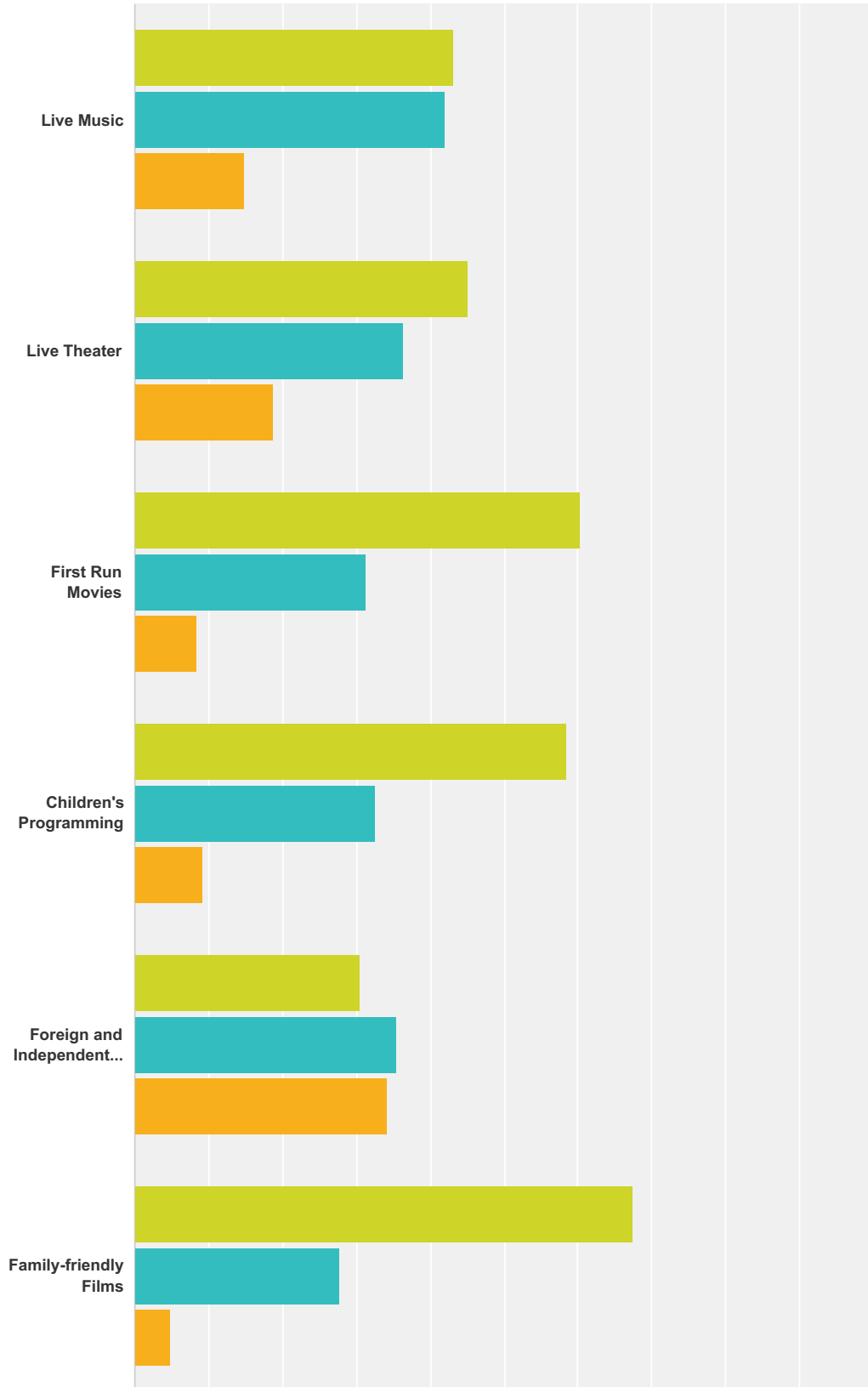
## Bring Back the Milbridge Theatre!!!



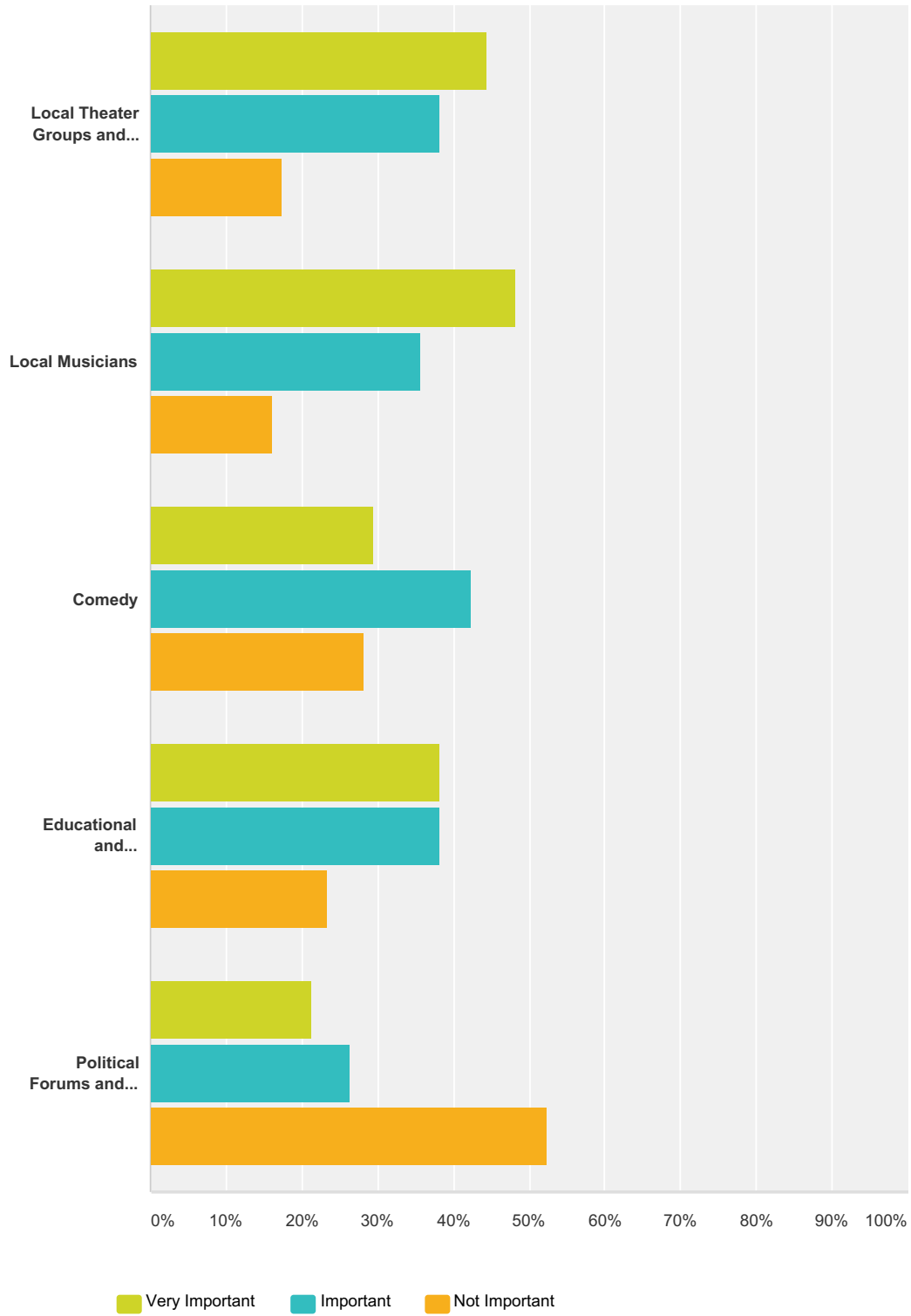
|  | Strongly Agree      | Agree               | Doesn't Matter      | Disagree            | Strongly Disagree   | Total |
|--|---------------------|---------------------|---------------------|---------------------|---------------------|-------|
| If at all possible, the front part of the existing theater should be saved and restored. | <b>40.96%</b><br>34 | <b>26.51%</b><br>22 | <b>24.10%</b><br>20 | <b>6.02%</b><br>5   | <b>2.41%</b><br>2   | 83    |
| A new theater should be constructed that looks like the old Milbridge Theatre.           | <b>15.66%</b><br>13 | <b>32.53%</b><br>27 | <b>28.92%</b><br>24 | <b>15.66%</b><br>13 | <b>7.23%</b><br>6   | 83    |
| A new theater with a new look should be built.   | <b>6.17%</b><br>5   | <b>9.88%</b><br>8   | <b>27.16%</b><br>22 | <b>30.86%</b><br>25 | <b>25.93%</b><br>21 | 81    |
| It is important to retain artifacts from the existing theater.                           | <b>64.29%</b><br>54 | <b>26.19%</b><br>22 | <b>8.33%</b><br>7   | <b>1.19%</b><br>1   | <b>0.00%</b><br>0   | 84    |

### Q4 How important is it to YOU that the Milbridge Theatre offer the following programs?

Answered: 84 Skipped: 0



## Bring Back the Milbridge Theatre!!!



|                  | Very Important | Important    | Not Important | Total |
|------------------|----------------|--------------|---------------|-------|
| Live Music       | 43.21%<br>35   | 41.98%<br>34 | 14.81%<br>12  | 81    |
| Live Theater     | 45.00%<br>36   | 36.25%<br>29 | 18.75%<br>15  | 80    |
| First Run Movies | 60.24%<br>50   | 31.33%<br>26 | 8.43%<br>7    | 83    |

## Bring Back the Milbridge Theatre!!!

|  |                     |                     |                     |    |
|--|---------------------|---------------------|---------------------|----|
| Children's Programming                 | <b>58.44%</b><br>45 | <b>32.47%</b><br>25 | <b>9.09%</b><br>7   | 77 |
| Foreign and Independent Films          | <b>30.38%</b><br>24 | <b>35.44%</b><br>28 | <b>34.18%</b><br>27 | 79 |
| Family-friendly Films                  | <b>67.47%</b><br>56 | <b>27.71%</b><br>23 | <b>4.82%</b><br>4   | 83 |
| Local Theater Groups and School Plays  | <b>44.44%</b><br>36 | <b>38.27%</b><br>31 | <b>17.28%</b><br>14 | 81 |
| Local Musicians                        | <b>48.15%</b><br>39 | <b>35.80%</b><br>29 | <b>16.05%</b><br>13 | 81 |
| Comedy                                 | <b>29.49%</b><br>23 | <b>42.31%</b><br>33 | <b>28.21%</b><br>22 | 78 |
| Educational and Informational Speakers | <b>38.27%</b><br>31 | <b>38.27%</b><br>31 | <b>23.46%</b><br>19 | 81 |
| Political Forums and Debates           | <b>21.25%</b><br>17 | <b>26.25%</b><br>21 | <b>52.50%</b><br>42 | 80 |

Bring Back the Milbridge Theatre!!!

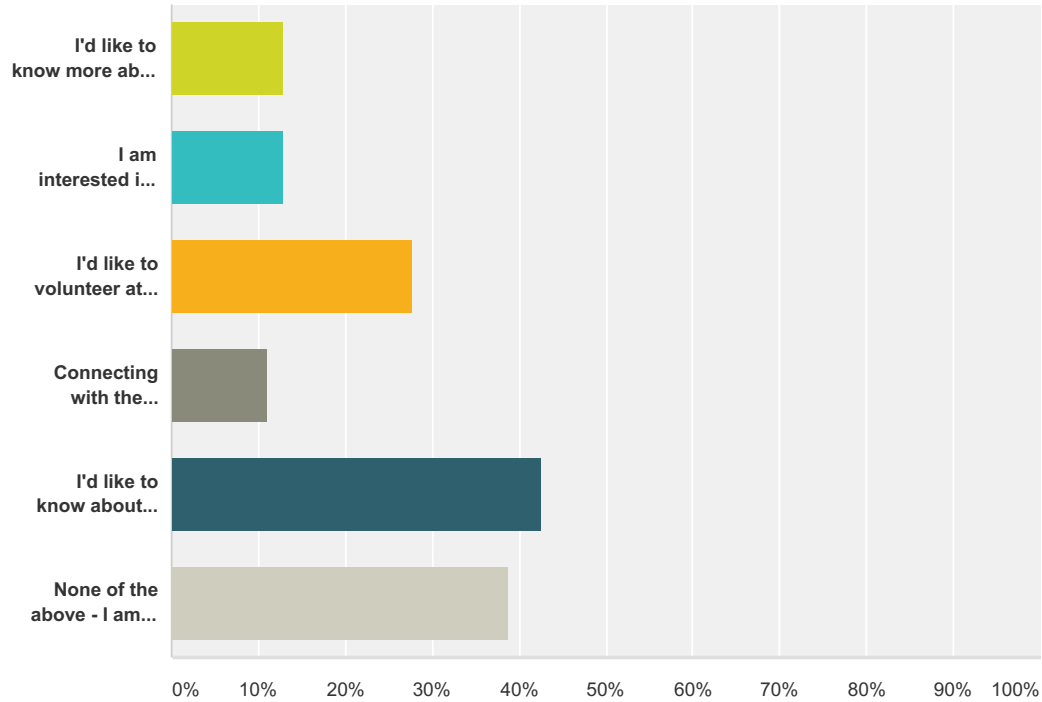
**Q5 Do you have a memory or story you'd like to share about your experience at the Milbridge Theatre?**

Answered: 26 Skipped: 58



### Q6 How would you like to be involved with GATEWAY:MILBRIDGE in the effort to bring back the Milbridge Theatre?

Answered: 54 Skipped: 30



| Answer Choices  | Responses |
|---|-----------|
| I'd like to know more about making a monetary donation.                                       | 12.96% 7  |
| I am interested in being a GATEWAY:MILBRIDGE Advisory Board Member                            | 12.96% 7  |
| I'd like to volunteer at or sponsor fundraising events.                                       | 27.78% 15 |
| Connecting with the Business Community  | 11.11% 6  |
| I'd like to know about volunteering my time and skills (please tell us how you want to help!) | 42.59% 23 |
| None of the above - I am not interested in being part of this project.                        | 38.89% 21 |
| <b>Total Respondents: 54</b>  |           |

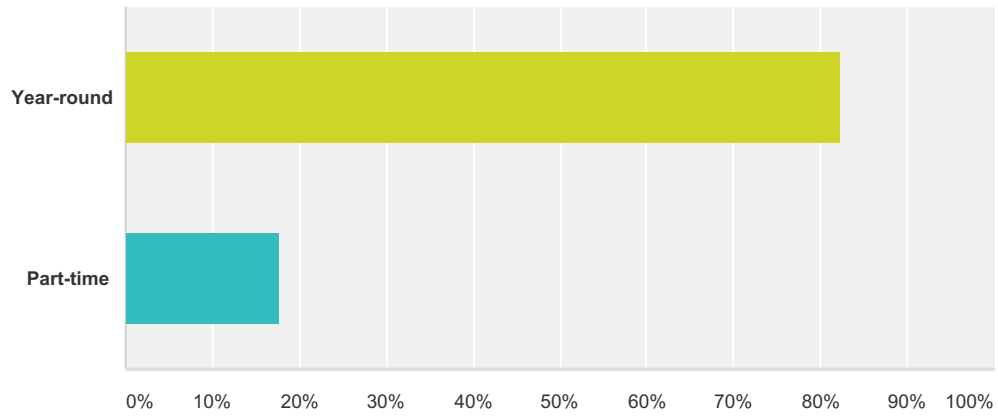
Bring Back the Milbridge Theatre!!!

**Q7 Please provide your email and/or phone number if you would like us to contact you about the various ways of being involved.**

Answered: 29 Skipped: 55

### Q8 Are you a Year-round or part-time resident of the area?

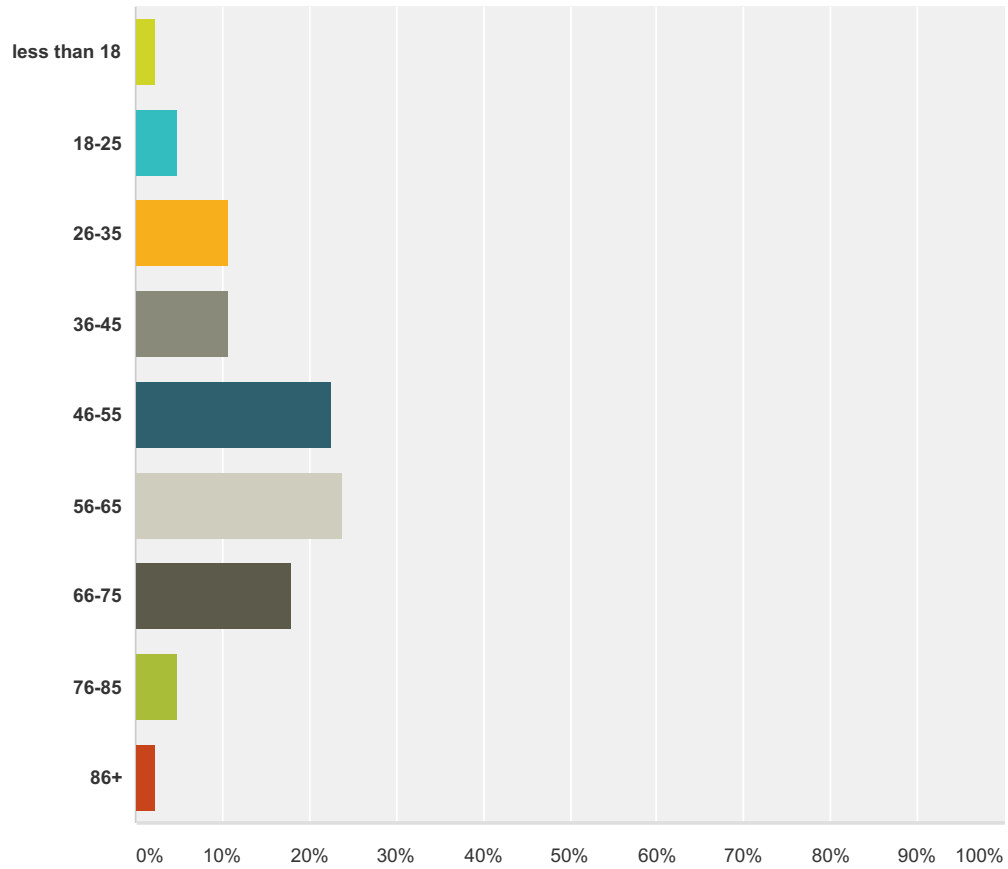
Answered: 79 Skipped: 5



| Answer Choices | Responses |
|----------------|-----------|
| Year-round     | 82.28% 65 |
| Part-time      | 17.72% 14 |
| <b>Total</b>   | <b>79</b> |

### Q9 What is your age?

Answered: 84 Skipped: 0



| Answer Choices | Responses |
|----------------|-----------|
| less than 18   | 2.38% 2   |
| 18-25          | 4.76% 4   |
| 26-35          | 10.71% 9  |
| 36-45          | 10.71% 9  |
| 46-55          | 22.62% 19 |
| 56-65          | 23.81% 20 |
| 66-75          | 17.86% 15 |
| 76-85          | 4.76% 4   |
| 86+            | 2.38% 2   |
| <b>Total</b>   | <b>84</b> |